

**Features**

- Noise Figure  $\leq 1.5$  dB
- Unconditionally Stable at all temperatures
- Internally Regulated DC Voltage
- Internally DC blocked Input/Output
- 50 Ohm Matched Input/Output
- Field Replaceable 3.5mm SMA connectors
- Excellent Group Delay and Phase Linearity
- 0.009 inches diameter RF In/Out feed through
- Operating Temp. -55 C to +85 C
- 3 Year Warranty

**Options**

- **Optimized Performance over Selected Bandwidth**
- Hermetically Sealed Package
- Improved Gain Flatness
- Improved IN and OUT VSWR
- Gain and Phase matching
- Lower Noise Figure

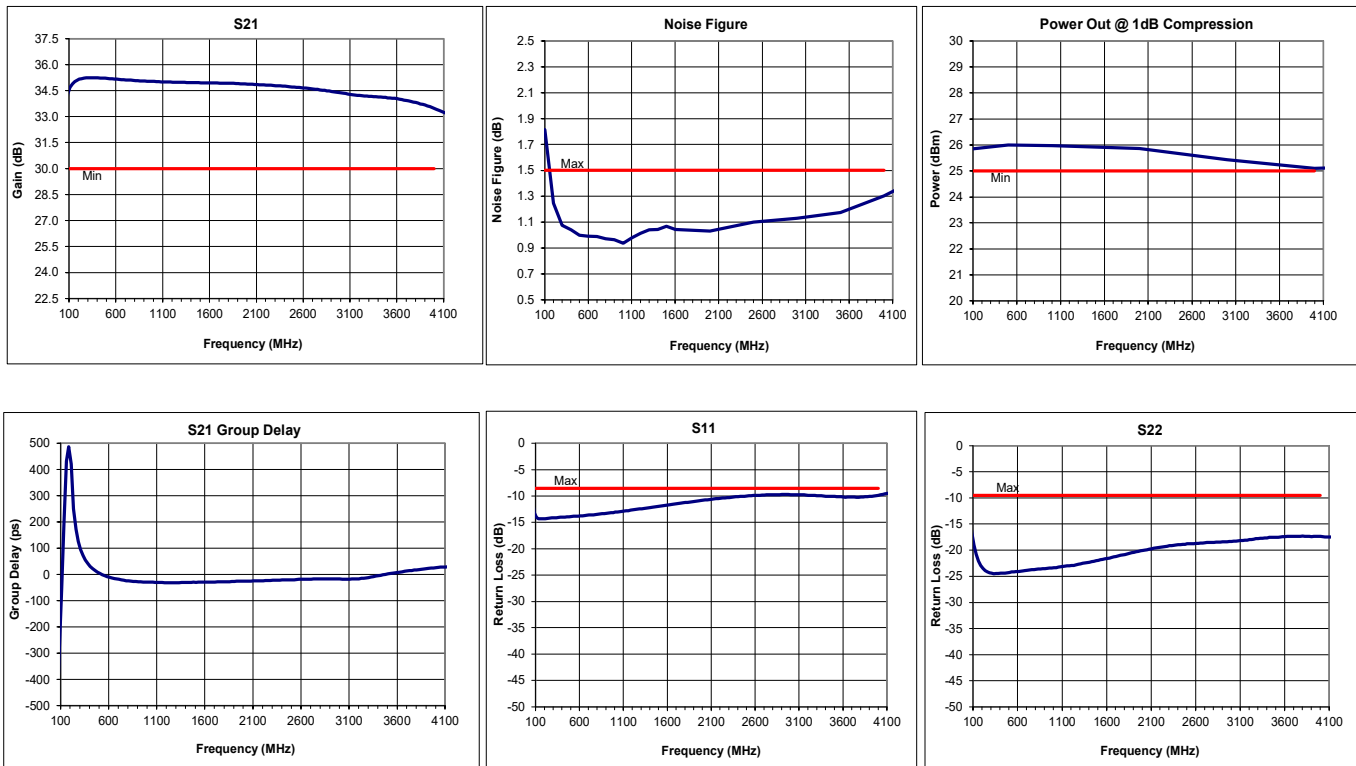


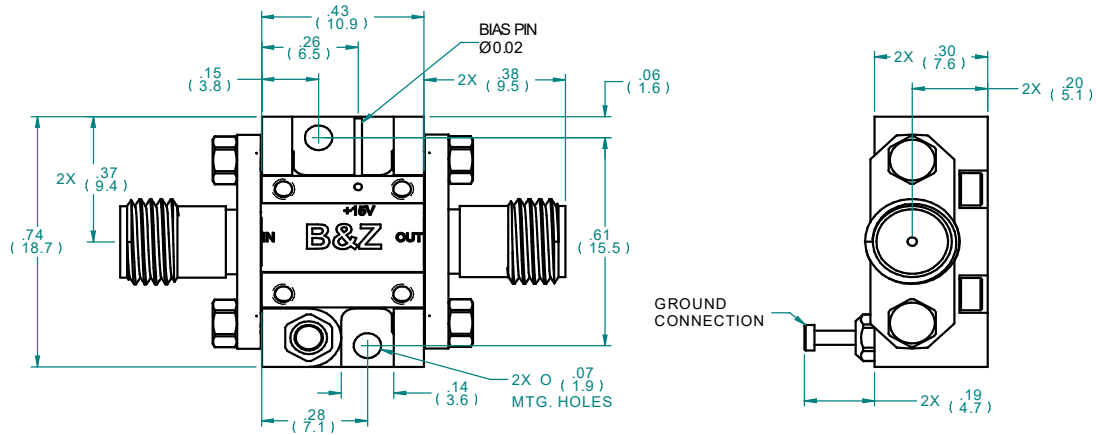
**Specifications (23 °C)**

Parameter	Min	Typ	Max	Units
Frequency Range	0.1	-	4	GHz
Noise Figure*	-	-	1.5	dB
Gain	30	-	-	dB
Gain Flatness (+/-)	-	$\pm 0.5$	$\pm 0.75$	dB
P1 Output Power	+25	-	-	dBm
Input VSWR	-	-	2.2:1	
Output VSWR	-	-	2:1	
Operating Temperature	-55	-	+85	°C
Non-Operating Temp Range	-65	-	+85	°C
RF Input Power (no-damage)	-	-	+13	dBm
Humidity (non-condensing)	-	-	95	%
Voltage	+12	+12	+15	VDC
Current	-	190	-	mA
Input Impedance	50			Ohms
RF Connector	3.5mm SMA - Female			
Dimensions	29.9 x 18.7 x 7.6			mm

\* Noise Source used for measurement from 0.01 to 26.5 GHz is HP346C.  
NF Uncertainty (approx. 0.1dB), 0.05 dB due to ENR of HP 346C; and 0.05 dB, due to the gain modulation of the unit, caused by the HP 346C source impedance change in the ON and OFF state.

**Typical Data**

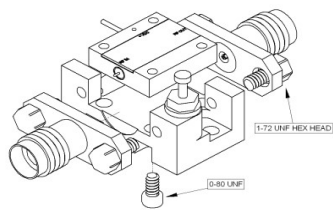




Approx. Actual Size



**Mounting Drawing**



**Drop In**

